

SECURITY BUDGET LOCK

Ceildoor Products Ltd Planetary House Planetary Road Willenhall Wolverhampton WV13 3SW

Composition of Hatches.

- Frame:**
1.2mm zintec, welded construction to create a rigid composition then powder-coated white to all surfaces. (other colours available to order).
- Door :**
0.9mm zintec folded to all sides to create a rigid door shell then powder coated white to all surfaces. (other colours available to order).
- Lock/s:**
All units are fitted with budget locks as standard, however other locks such as tamper proof locks, key retaining locks and touch latches can be fitted to order.

Fitting

The frame should be screw fixed into position in the opening using the fixing holes located on all four sides of the framework. It is recommended that sufficient independent bracing and support is obtained to ensure the safe opening and closing of the access hatch within its environment.

Extra protection against Moisture


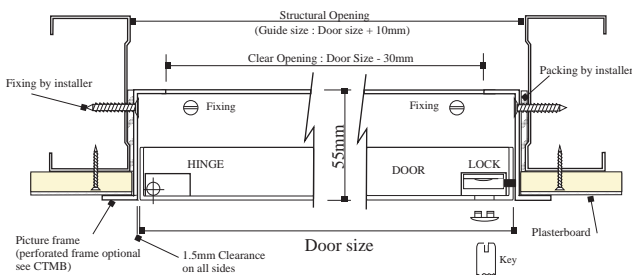
Ceildoor metal access hatches are powder-coated white RAL 9010 full polyester paint. Even though the majority of access hatches are used internally, we use full polyester powder coating which is recommended for general exterior situations, where good weathering resistance is required against high levels of atmospheric moisture or in particularly aggressive atmospheres. Stainless steel constructions are available to order.

Structural information

The drawings below provide the information with regards to structural opening information, however it is recommended that to create a sufficient opening to insert the access hatch frame you must add 10mm to the door size. Alternatively when ordering an access hatch to suit an opening take away 10mm from your opening dimension to achieve a door size.

Metal Faced Picture Frame Wall Application

Single layer plasterboard application (NFR)



This lock system is designed to be used in an area where light security is a preference. A shaped female key is required to be used to enable the door to be opened and locked.

This is not an anti-tamper lock and is only recommended in area's where general light security may be required. For more secure requirements please see anti-tamper type.

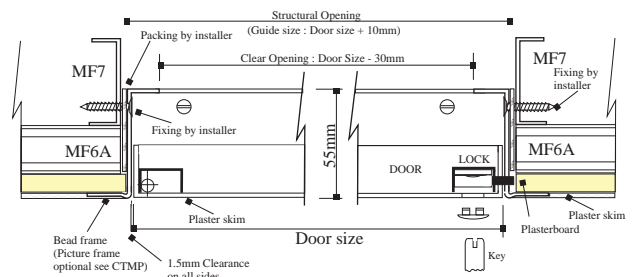
Safety

It is extremely important that immediately after use of the access hatch that you close and lock it. Failure to do so will effect and impair the performance of the environment where it has been installed in the event of fire.

All recommendations, suggestions on the use of our products are made in good faith and without guarantee since the conditions of use are beyond the control of Ceildoor. It is therefore the customers responsibility to ensure that each product is fit for its intended purpose and that the actual conditions of use are suitable. Ceildoor pursues a policy of continuous product development and reserves the right to amend specifications without notice.

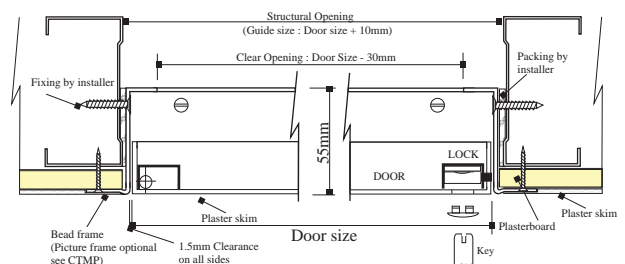
Metal Faced Bead Frame Ceiling Application

Single layer MF plasterboard application (NFR)



Metal Faced Bead Frame Wall Application

Single layer plasterboard application (NFR)



Metal Faced Picture Frame Ceiling Application

Single layer MF plasterboard application (NFR)

